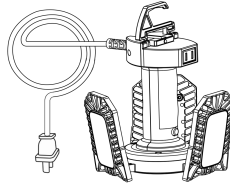


LED Work Light

Model # JG-WL04D



Thank you for purchasing this product. We've created these easy-to-follow instructions to ensure you spend your time enjoying the product instead of putting it together.

TROUBLESHOOTING

PROBLEM	POSSIBLE CAUSE	CORRECTIVE ACTION
1. The light is not bright enough	1. the light is in dim mode.	1. press the red button on handle to higher brightness mode.
1. The aluminum panel is hot	1. the aluminum panel is good for heat dissipation, so it is hot after lighting on for a certain time.	1. please don't touch the aluminum panel to avoid scald when it is light on.

CARE AND MAINTENANCE

Make sure the device is unplugged, then, using a wet or dry soft cloth, clean the fixture, never spray any liquid cleaner or water directly onto the light or LED.

WARRANTY

The manufacturer warrants this unit against defects in materials and workmanship on functional parts, for a period of 6 months from the original date of purchase. Your sales receipt showing the date of purchase of the product is your proof of purchase. Keep the sales receipt in a safe place for future reference. This product is made with the highest quality materials and is warranted to be free from defects in materials and workmanship at the time of purchase. This limited warranty applies to products manufactured or distributed by the manufacturer, are delivered in the continental United States, and extends to the original purchaser, or gift recipient. This warranty becomes valid at the time of purchase and terminates either by the specified time frame listed above and or owner transfer. Any extended warranties (Warranties that cover above and beyond this manufacturer warranty) that are sold through a retailer or third party, are not directly correlated with this product's limited warranty, and may be redirected to said retailer or third party for coverage. This warranty extends through the manufacturer of the product and covers functional parts only. Cosmetics are not covered, unless unequivocally determined it is a workmanship defect. Shipping damage should be addressed with the shipping company, retailer or place of purchase, not the manufacturer unless the manufacturer was the direct shipper. The manufacturer's sole obligation under this warranty shall be limited to furnishing the original purchaser replacement parts for units deemed repairable by the supplier's warranty department. The purchaser is responsible for insurance coverage on any parts shipped or returned if desired. The purchaser is responsible to prepay any shipping charges (both ways) including, but not limited to taxes and duties. All exchanged parts and products replaced under this warranty will become the property of the manufacturer. The manufacturer reserves the right to change manufactures of replacement parts or products for use, in order to cover any existing warranty. The purchaser may be asked to provide the supplier with proof of purchase documents including the date of purchase. Any evidence of alteration, erasing or forgery of proof of purchase documents will be justified cause to void this limited warranty. Products, in which the serial number has been defaced or removed, are not eligible for warranty coverage. This warranty does not apply if the unit has been subject to negligence, fabrication, misuse, abuse or repairs, alteration by non-manufacturer authorized personnel, inappropriate installations or any case beyond the control of the manufacturer. Examples of warranty invalidation may also include, but are not limited to:

- Use of lacquer or paints in (and around) the unit
- Electrical requirement deficiencies (see manual for specific electrical requirements)
- Use with extension cords/timers/surge protectors/GFCI Outdoor Applications
- Normal wear /tear/weathering, Pet / Consumer accidents.

The manufacturer shall not be liable for any loss due to use (or misuse) of the unit or other incidental or consequential costs, expenses or damage without irrefutable foundations. Under no circumstances shall the manufacturer or any of its representatives be held liable for injury to any person or damage to any property, however arising.

Any implied warranty shall have duration equal of the applicable warranty stated above. Specifications are subject to change without notice or obligation. This limited warranty gives the original purchaser specific legal rights. Other rights may vary from state to state. In order to utilize the warranty, you must have proof of purchase receipt.

For warranty, please be prepared to provide the following information. Model number, copy of your receipt from purchase, a brief description of the issue(s) you are experiencing, your name and your mailing address.

You may be asked to return the damaged/defective product for inspection prior to warranty repair or replacement.

This device complies with Part 15 of FCC Rules. Operation is subject to the following two conditions:

(1) This device may not cause harmful interference, and (2) This device must accept any interference received, including interference that may cause undesired operation.

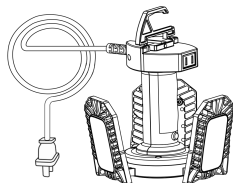
This equipment has been tested and found to comply with the limits for a Class B digital device, pursuant to part 15 of FCC Rules. These limits are designed to provide reasonable protection against harmful interference in a residential installation. This equipment generates, uses, and can radiate radio frequency energy and, if not installed and used in accordance with the instructions, may cause harmful interference to radio communications. However, there is no guarantee that interference will not occur in a particular installation. If this equipment does cause harmful interference to radio or television reception, which can be determined by turning the equipment off and on, the user is encouraged to try to correct the interference by one or more of the following measures:

- Reorient or relocate the receiving antenna.
- Increase the separation between the equipment and receiver.
- Connect the equipment into an outlet on a circuit different from that to which the receiver is connected.
- Consult the dealer or an experienced radio/TV technician for help.

SAFETY INFORMATION

- * Turn power off before installation or removing the LED light.
- * Please do not disassemble or modify the led light for any-purpose.
- * Discontinue use if damaged.
- * Do not use the LED light with dimmers.
- * Do not look directly at the LED lights.
- * This portable luminaire has a polarized plug (one blade is wider than the other) as a feature to reduce the risk of electric shock. This plug will fit in a polarized outlet only one way. If the plug does not fit fully in the outlet, reverse the plug. If it still does not fit, contact a qualified electrician. Never use with an extension cord unless plug can be fully inserted. Do not alter the plug.

PACKAGE CONTENTS

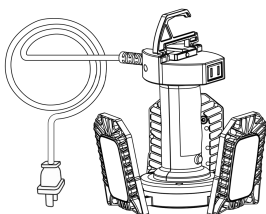


1* LED Work Light

HOW DOES IT WORK

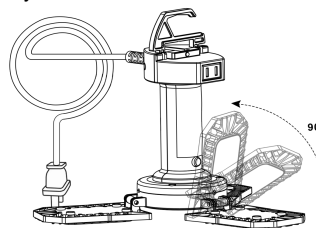
1

Each work light has a hook ,so that you can easily hang or install it.



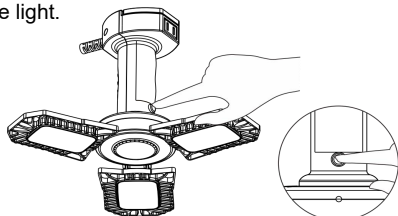
2

Please make sure the voltage is correct before plugging in.
Each led panel angle can be adjustable from 0 ° to 90 °.
Plug in the work light, you can adjust each led panel to the correct direction you want.



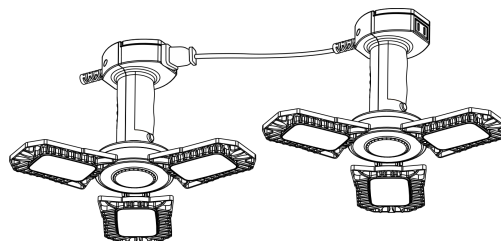
3

There is a button on the handle, you can adjust the brightness with each short press.
Default brightness when the light is first turned on is 100%, a short press 1 time will turn it to half brightness, a short press again will turn to low brightness, a short press again, will turn off the light.



4

Each work light can be linked by the US plug, you can be link 6 units max.



Specification

Power : 50W±10%	Product Dimension : 10.98x9.8x 8.6inch
Input Voltage : 120V	Weight : 1.25 LBS
Light Color : Daylight	Material : Plastic + Aluminum
Lumen : 6000lm±10%	